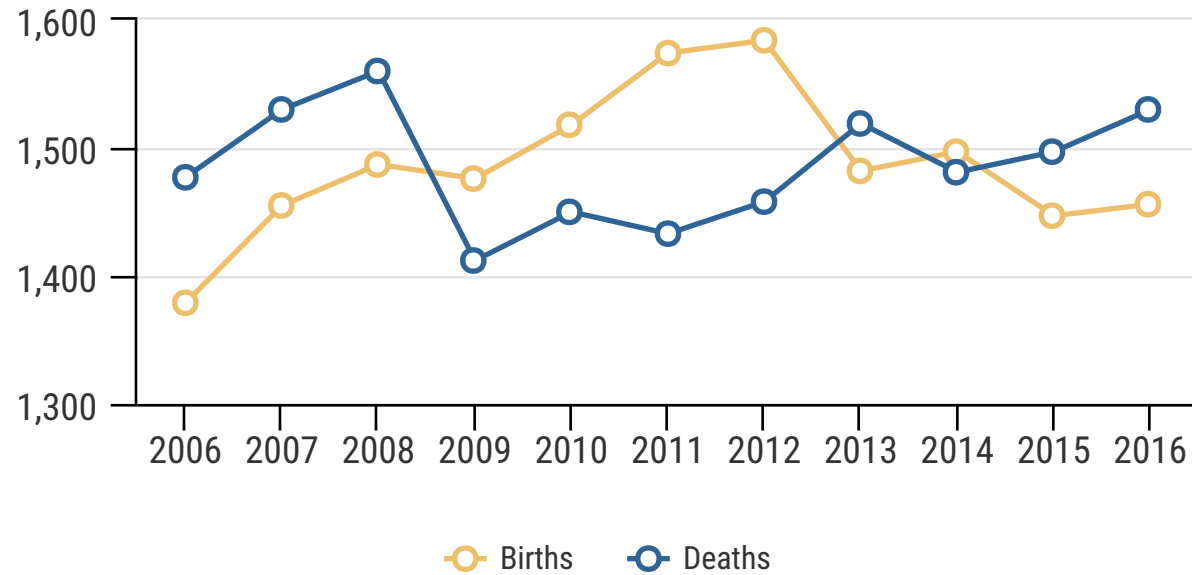


Births and Deaths 2006 - 2016



**1456 births** and  
**1530 deaths** in 2016

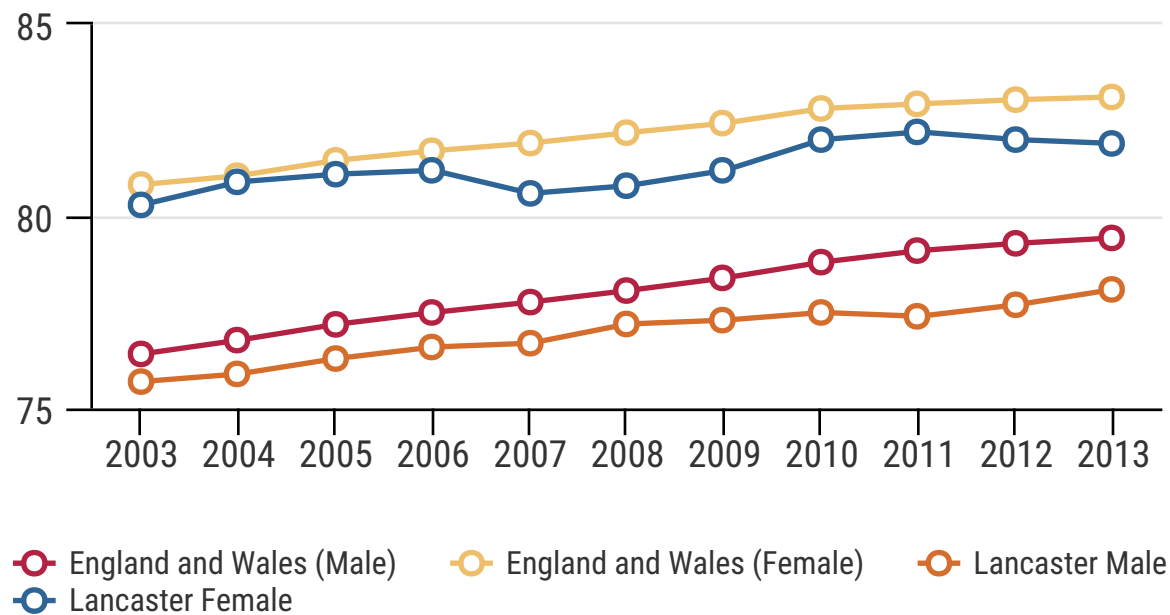
Source: [District Profile](#)

## Ten goals for Health Equity in Lancashire

- Narrow the gap in diabetes
- Narrow the gap in respiratory disease
- Narrow the gap in digestive disease
- Narrow the gap in mental health problems
- Narrow the gap in lung cancer
- Narrow the gap in circulatory disease
- Narrow the gap in deaths from accidents
- Narrow the gap in quality of life
- Narrow the gap in unplanned hospital admissions
- Narrow the gap in infant mortality

Source: [District Profile](#)

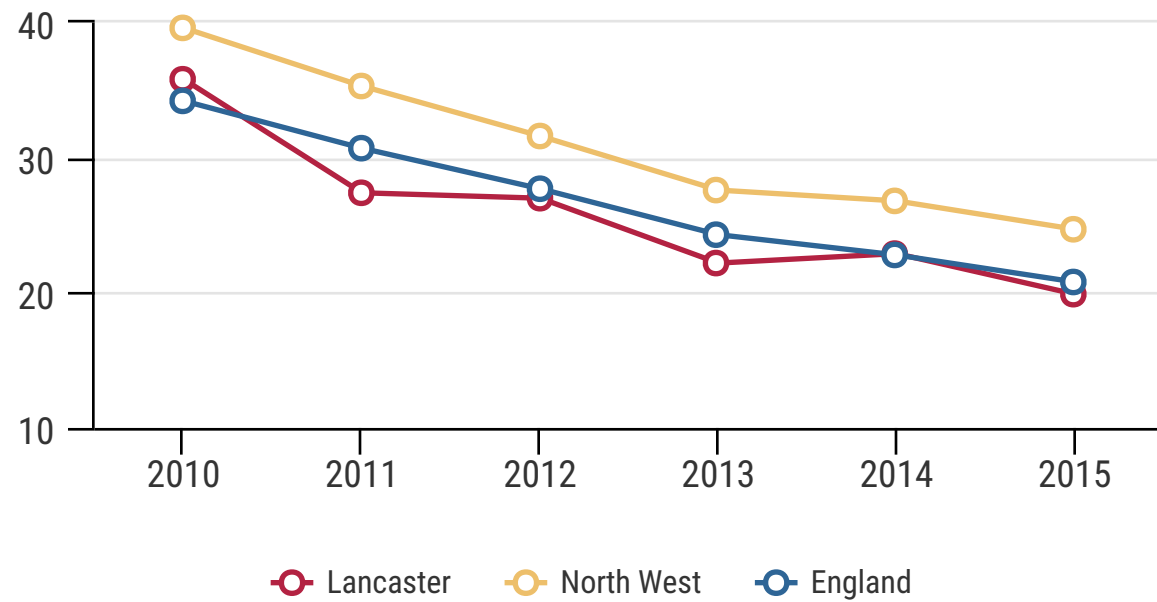
Average Life Expectancy



Average combined life expectancy has increased from 78 in 2003 to 80 in 2013

Source: [District Profile](#)

Under-18 Conceptions per 1000



The **under-18 conceptions** per 1000 for Lancaster has **fallen** from **35.8 in 2010** to **19.9 in 2015**



Sport England research suggests that women are less likely to regularly participate in sport than men; sport participation can also be influenced by factors such as age, ethnicity, faith, sexual orientation and disability.

Source: [Sport England](#)

Weekly Sports Participation

